

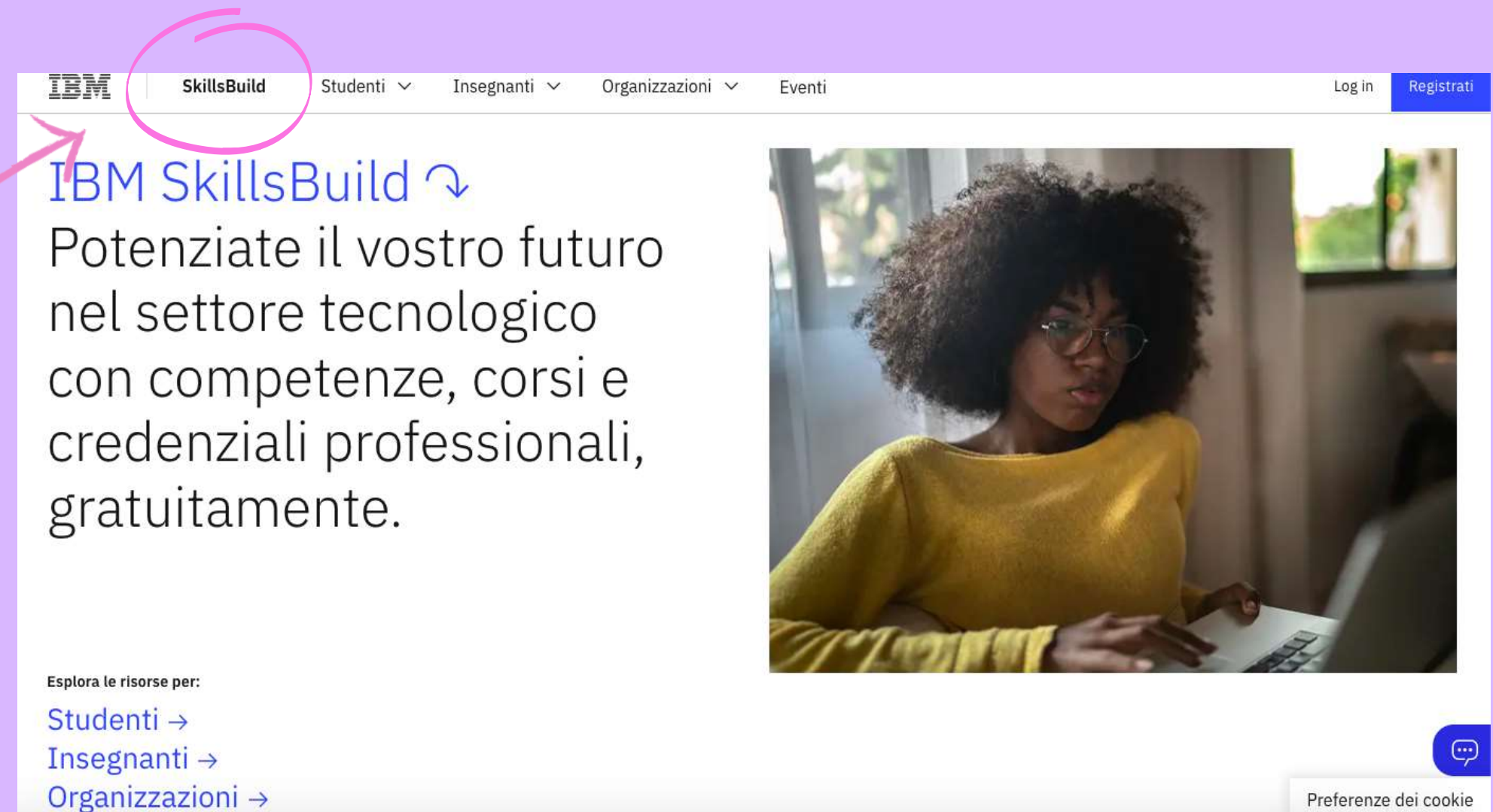
SkillsBuild – How to register?



SkillsBuild – How to register

Iscrizione SkillsBuild - Studenti di scuola superiore/Studente Adulto

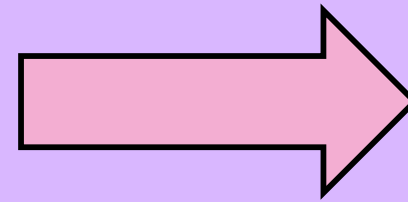
Per registrarvi al programma SkillsBuild cliccate al seguente [link](https://skillsbuild.org/):
<https://skillsbuild.org/>
Selezionate il profilo **Studenti**



SkillsBuild – How to register

Iscrizione SkillsBuild - Studenti di scuola superiore/Studente Adulto

In alternativa potete
scansionare il seguente
QR CODE



SkillsBuild – How to register

Iscrizione SkillsBuild - Studenti di scuola superiore/Studente Adulto

Selezionate la tipologia di Studente che vi rappresenta:

- **Studenti delle scuole superiori**
- Studenti universitari: toolkit
- Studenti Adulti*

*Per Studenti Adulti (**Adult learners**) si intende **Job Seekers**.

Una volta selezionata la tipologia di Studente, cliccate su **Panoramica**.

IBM SkillsBuild Studenti ^ Insegnanti v Organizzazioni v Eventi Log in Registrati

Studenti delle scuole superiori → Studenti universitari → Studenti adulti →

Panoramica Panoramica Panoramica

Esplora l'apprendimento Credenziali digitali Esplora l'apprendimento

Credenziali digitali Credenziali digitali

Provalo prima di registrarti Provalo prima di registrarti

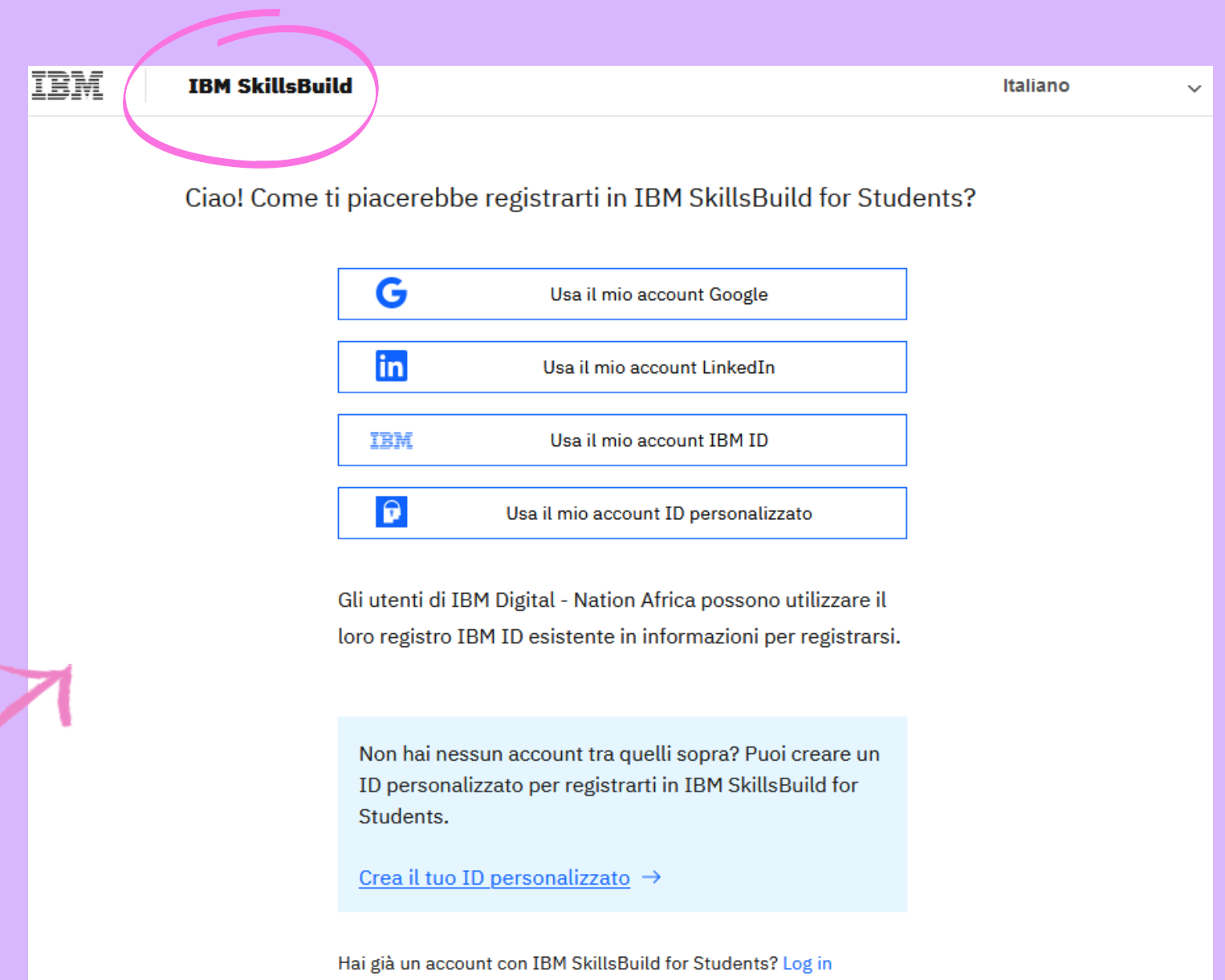
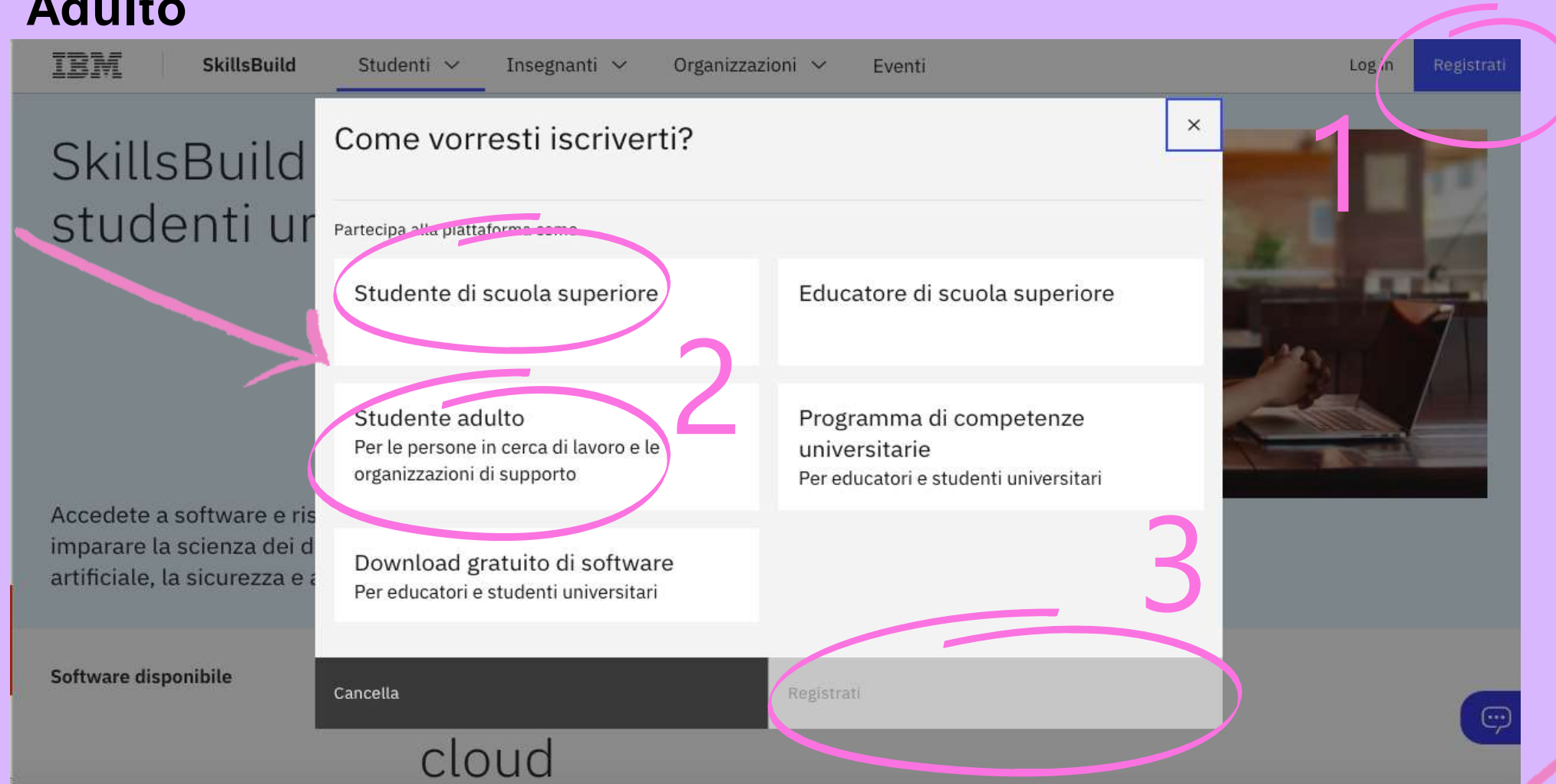
competenze, corsi e credenziali professionali, gratuitamente.

Esplora le risorse per:
[Studenti](#) →
[Insegnanti](#) →
[Organizzazioni](#) →

SkillsBuild – How to register

Iscrizione SkillsBuild - Studenti di scuola superiore o Studente Adulto

Cliccando su **Registrati** comparirà la seguente schermata.
Selezionate il profilo **Studente di scuola superiore o Studente Adulto**



Create il vostro account studente (**con una mail che accetta email in ingresso**) qui: <https://students-auth.skillsbuild.org/signup?type=student>

SkillsBuild – How to register

Step 1

Let's set up your profile

1. Basic information (Required) ^

First name:

Family name:

Country: x v

Location: ^

- Aosta Valley
- Friuli-Venezia Giulia
- Other
- Sardinia
- Sicily
- Trentino-Alto Adige/Südtirol

2. Additional information (Optional)

3. Terms and conditions (Required)



1. Basic information (Required) ^

First name:

Family name:

Country: x v

Location: x v

Select your age category

^

- 10 or below
- 11
- 12
- 13
- 14



Cookie Preferences

SkillsBuild – How to register

Step 2

Let's set up your profile

1. Basic information (Required) ▾

2. Additional information (Optional) ▾

3. Terms and conditions (Required) ▲

I agree to the IBM SkillsBuild Terms of Use. [Read the Terms of Use](#)

I agree to the IBM SkillsBuild Data Privacy Policy. [Read the Data Privacy Policy](#)

Submit →



Let's set up your profile

1. Basic information (Required) ▾

2. Additional information (Optional) ▾

Success! Your account is created.

If you don't get automatically redirected you can click the button below to select your areas of interest.

Go to selection

Submit →

Waiting for students-auth.skillsbuild.org...

Cookie Preferences

SkillsBuild – How to register

Step 3

IBM SkillsBuild

Benvenuto/a

Seleziona la lingua preferita

English	Deutsch	Español	Español (Latinoamérica)	
Français	Français (Canada)	Nederlands	Italiano	
Português	Português (Brasil)	日本語	中文 (简体)	
中文 (繁體)	polski	हिन्दी, हिंदी	العربية	한국어
Русский	čeština	Română	Türkçe	Українська

Avanti



IBM SkillsBuild

Benvenuto in SkillsBuild

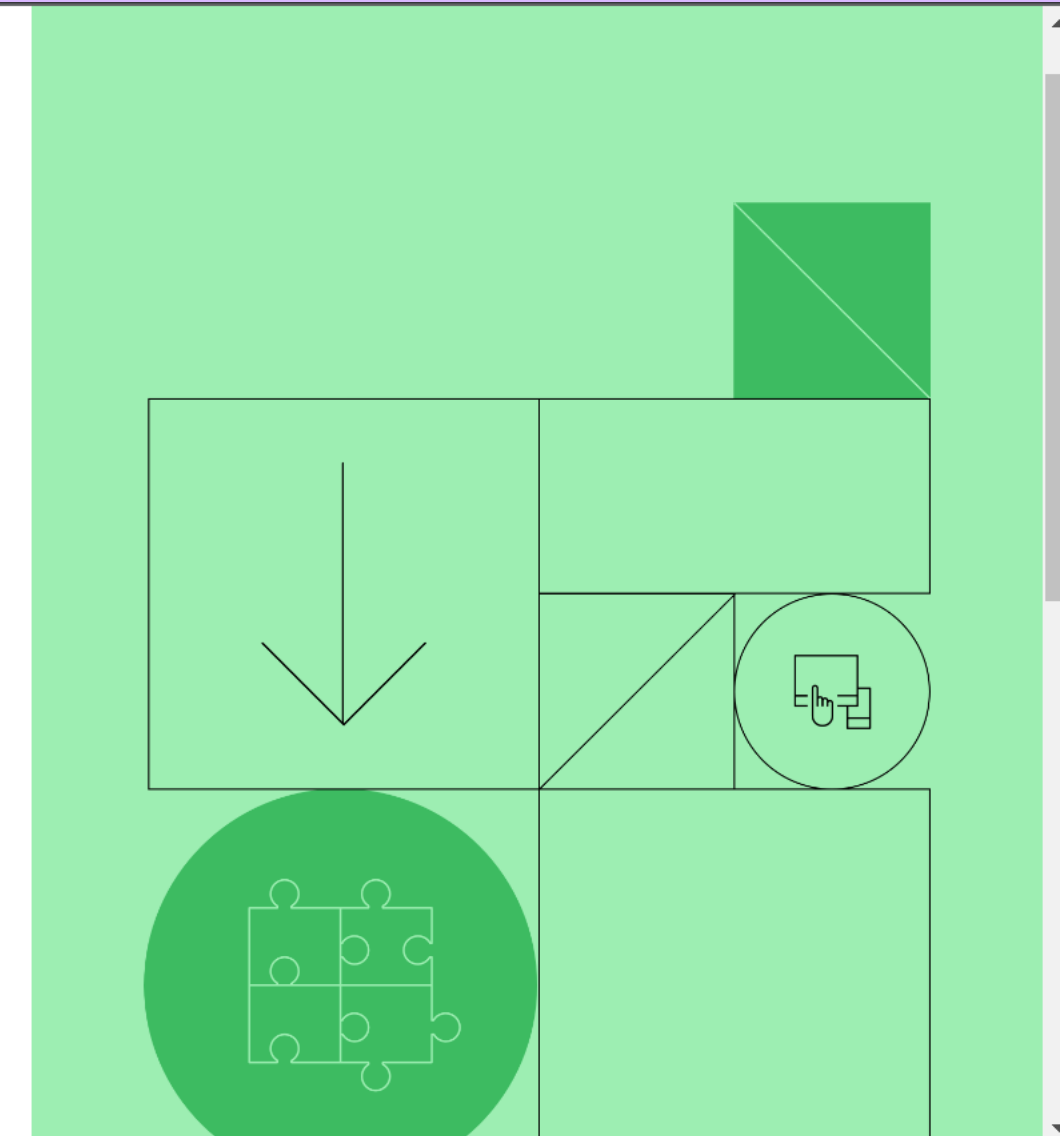
Passaggio 1 Seleziona le tue aree di interesse

Technical skills

Artificial intelligence (AI)	Blockchain	Cloud computing	Cybersecurity
Data science	Enterprise computing	Hybrid cloud	Information technology (IT)
Internet of Things (IoT)	Introduzione alle tecnologie emergenti	Mainframe	
Open source technology	Programming and coding	Quantum computing	
Science and tech	Virtual reality	Web development	

Workplace skills

Agile work methods	Career planning and exploration	Collaboration	
Communication	Competenze professionali	Creative thinking	Critical thinking



SkillsBuild – How to register

Step 4

- Design thinking
- Digital literacy
- Entrepreneurial mindset
- Financial literacy
- Interpersonal skills
- Job readiness
- Leadership
- Mental health awareness
- Mindfulness
- Problem solving
- Project management
- Study skills

Expand your horizons

- Badges
- Climate and environment
- Design, art, and illustration
- Equity, Diversity, and Inclusion (EDI)
- Let's make something!
- Media
- Money games!
- STEM
- Sustainability
- Unconscious bias
- Volunteerism, giving back

Language

- čeština
- Español
- Français
- Italiano
- Nederlands
- Polski
- Português (Brasil)
- Türkçe
- Українська
- العربية
- हिन्दी, हिंदी
- ไทย
- 한국어
- 中文 (简体)
- 中文 (繁體)
- 日本語

Continua

Benvenuto in SkillsBuild

Passaggio 2 Verifica le tue informazioni di base

NOME COMPLETO

GD [Modifica nome](#)

LA FOTO DEL TUO PROFILO

GD [Seleziona foto del profilo](#)

E-MAIL

PAESE

Italia

POSIZIONE

Other [Modifica posizione](#)

Aggiornamenti e promemoria

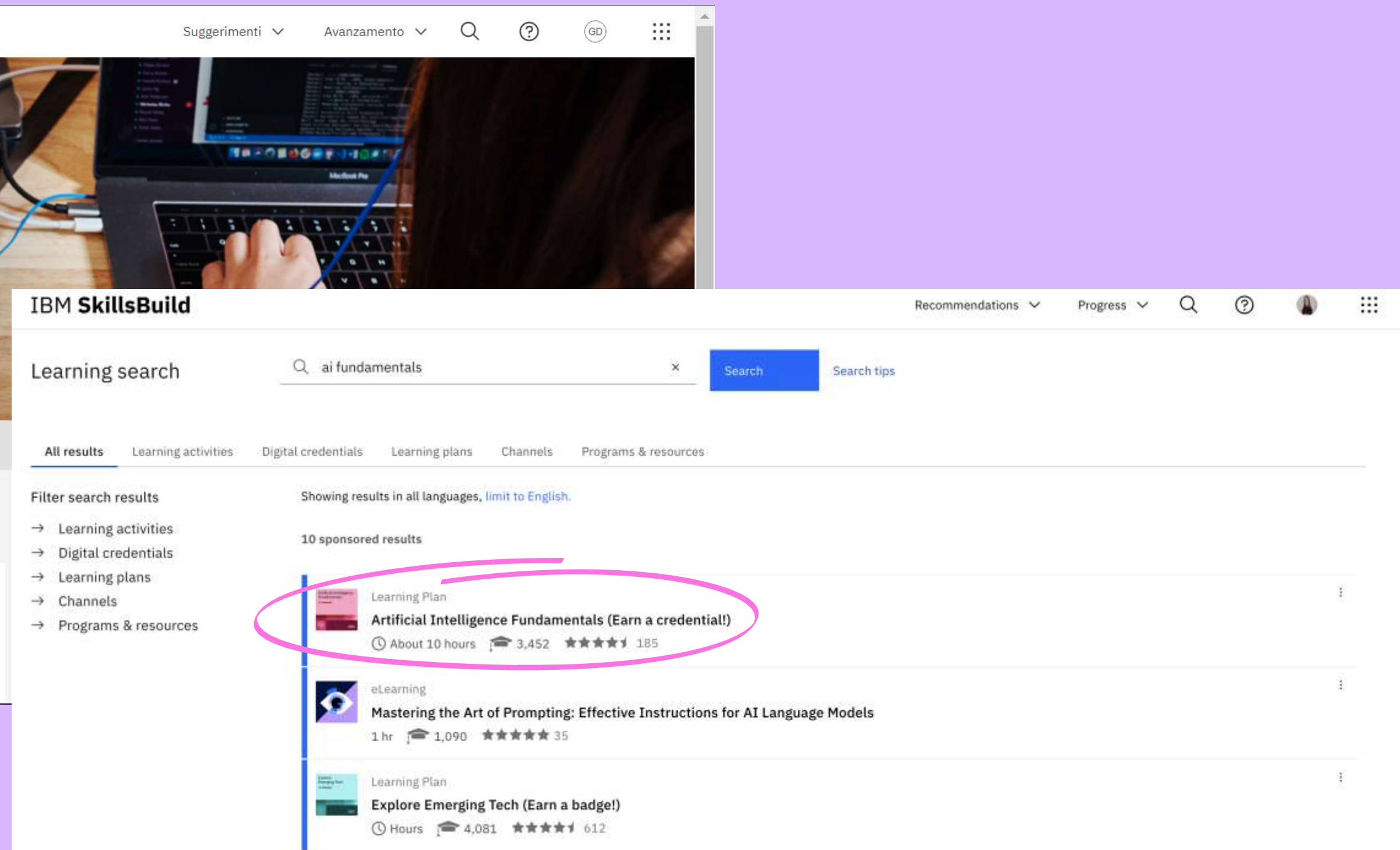
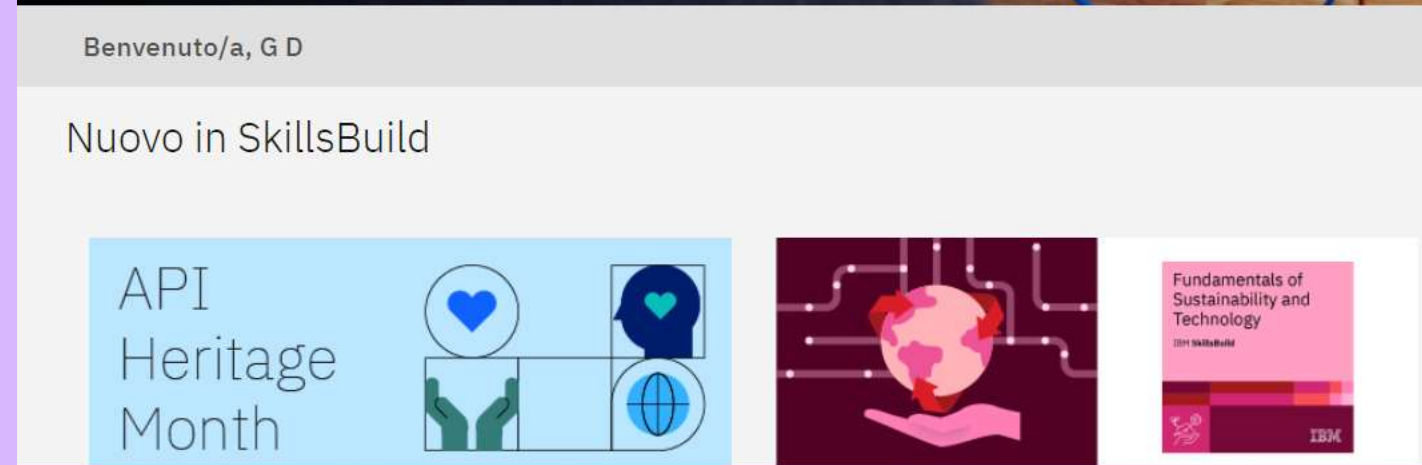
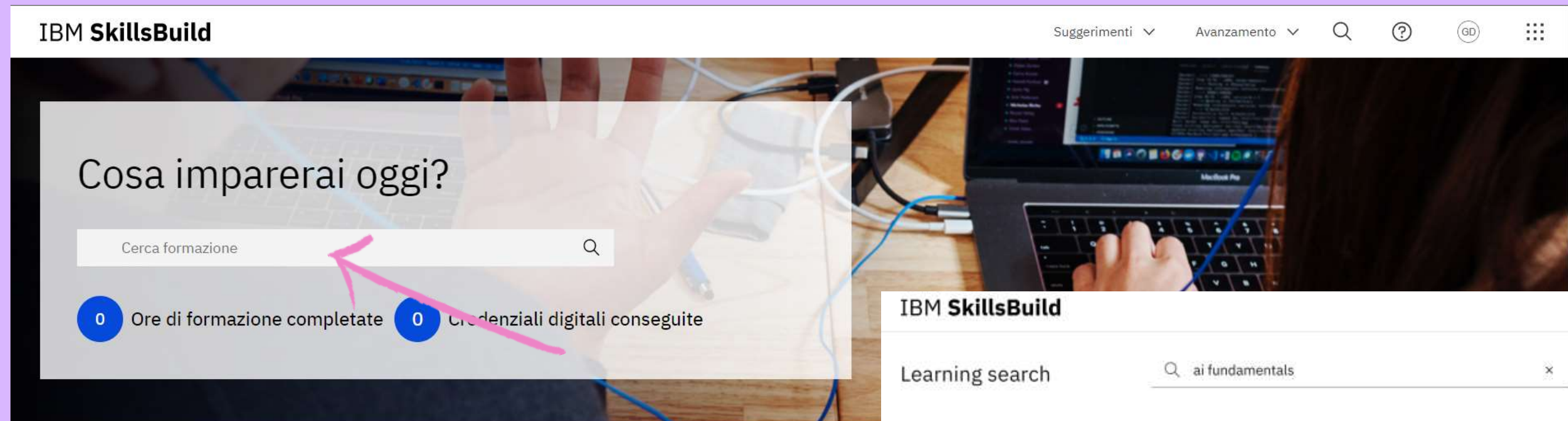
Sì, SkillsBuild può inviarmi e-mail periodiche contenenti promemoria per la formazione, nuove aggiunte ai contenuti e aggiornamenti dei programmi. Confermo, se sono un minore, di aver ottenuto il permesso dal mio genitore o tutore legale.

Fatto

SkillsBuild – How to register

Come cercare i corsi su SkillsBuild

Nella home page digitate il nome del corso, es. **‘Artificial Intelligence Fundamentals’** ed avviatelo.



SkillsBuild - How to register

Come avviare i corsi su SkillsBuild

Cliccando su «**Enroll**», vi iscriverete al corso e potrete avviare i moduli sottostanti. Selezionate il modulo di interesse e dopo aver cliccato su «**Go to this activity**», si avvierà il modulo scelto.

The image displays the SkillsBuild interface for the 'Artificial Intelligence Fundamentals' learning plan. The top section shows the learning plan details, including a progress bar with four stages: 'Courses' (0 of 6 complete), 'Optional courses', 'Credential information', and 'Optional'. A blue 'Enroll' button is circled in pink and labeled with a large pink '1'. Below this, the 'About this learning plan' section provides a brief description of the course. The bottom section shows a list of courses under the heading 'Courses' (Complete 6 required). The first course, 'Introduction to Artificial Intelligence', is circled in pink and labeled with a large pink '2'. This course is selected, and its details are shown in a separate view on the right. The 'Go to activity' button for this course is circled in pink and labeled with a large pink '3'. The course details include the title, duration (1 hr 15 mins), enrollment count (6,746), and a list of learning objectives under the heading 'What you'll learn'. The interface also shows tags for the course, such as 'Badge Learning', 'Artificial Intelligence Fundamentals', 'Learning Domain', 'AI', 'Lightcast Skills Taxonomy', 'Artificial Intelligence Skill', and 'Machine Learning Skill'.

SkillsBuild – How to register

Come ottenere il certificato di completamento corso

Selezionando **Actions (Azioni)**, cliccate sulla voce **Visualizza certificato di completamento**.
Per il rilascio del certificato, potrebbero volerci tra le 24-48 ore dal completamento del corso.

Artificial Intelligence Fundamentals Learning Plan

Artificial Intelligence Fundamentals (Earn a credential!)

About 10 hours 3,452 ★★★★★ 185 Share

Courses 0 of 6 complete

Optional courses Optional

Credential information Optional

About this learning plan

Does artificial intelligence (AI) spark your interest? Here's your chance to visualize yourself in an AI career! You'll explore AI's history, then see how it can change the world. Along the way, you'll deep dive into ways that AI makes predictions, understands language and images, and learns using circuits inspired by the human brain. After a hands-on simulation in which you build and test a machine learning model, you'll

Show more

Enroll

Actions

Visualizza certificato di completamento

Aggiungi valutazione

Aggiungi recensione

Contrassegna come inappropriato/obsoleto

Richiedi facilitazioni di apprendimento

Condividi

Courses

Complete 6 required

Introduction to Artificial Intelligence 1 hr 15 mins 6,746 ★★★★★ 208

Natural Language Processing and... 1 hr 30 mins 4,834 ★★★★★ 107

Machine Learning and Deep Learning 2 hrs 4,375 ★★★★★ 57

Run AI Models with IBM Watson Studio 1 hr 45 mins 4,375 ★★★★★ 55

AI Ethics 1 hr 45 min 3,655

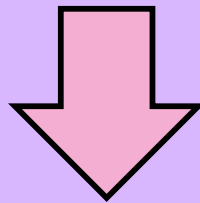
Your Future in AI: The Job Landscape 50 mins 4,127 ★★★★★ 49

SkillsBuild – How to register

Registrazione su Credly

Per ottenere il badge relativo al corso appena svolto, registratevi sul portale **Credly** (con lo stesso indirizzo email usato per SkillsBuild) [qui](https://www.credly.com/users/sign_in): https://www.credly.com/users/sign_in

In alternativa potete
scansionare il seguente
QR CODE



GRAZIE!!!!